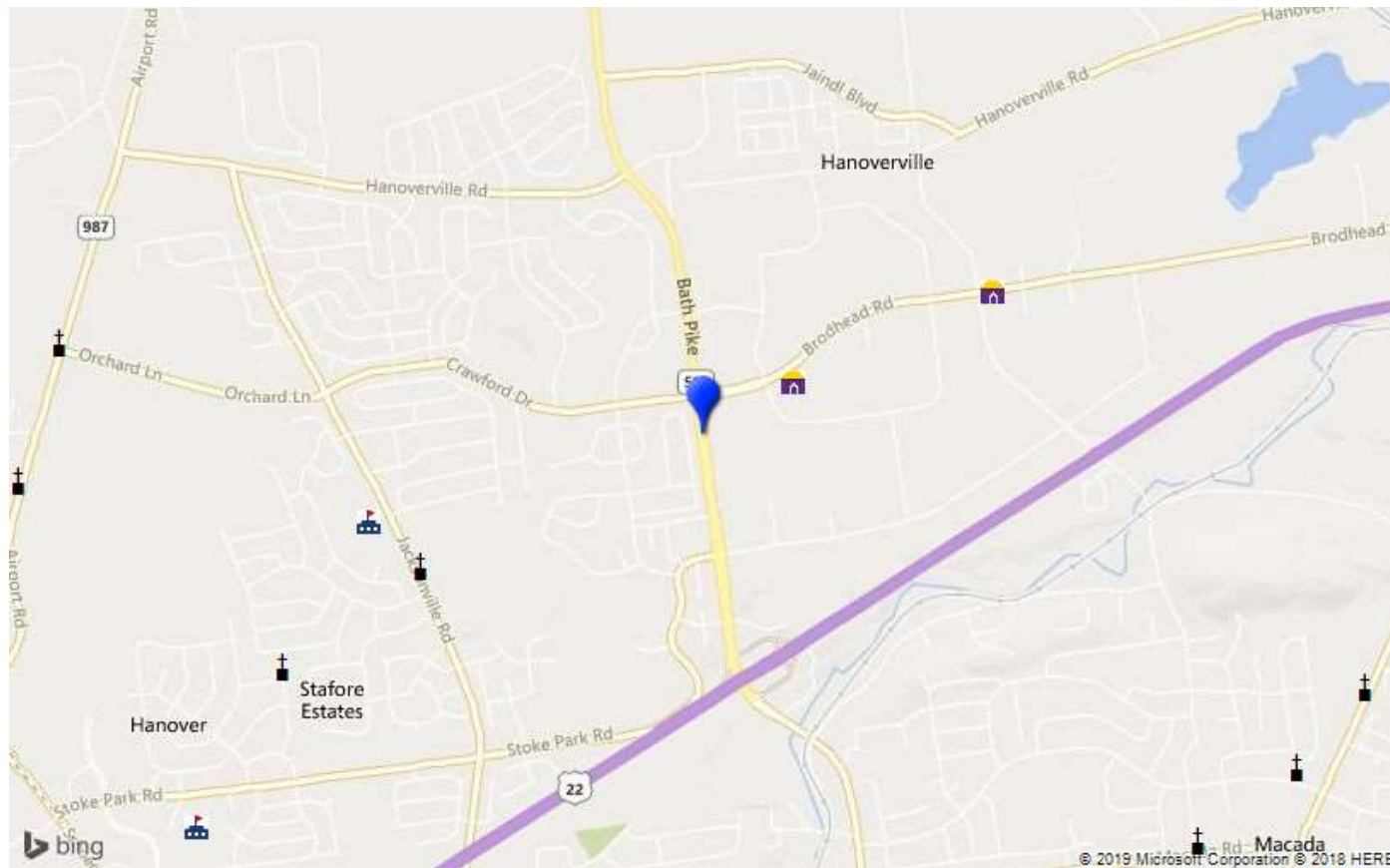




# Hanover twp



Prepared by RE/MAX real estate



## Neighborhood Facts

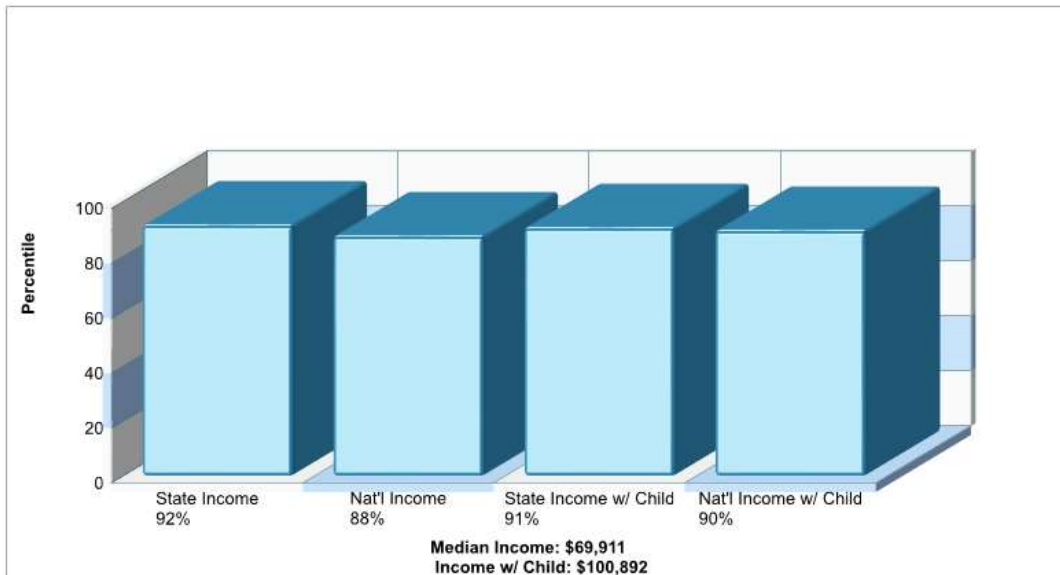


## Hanover twp

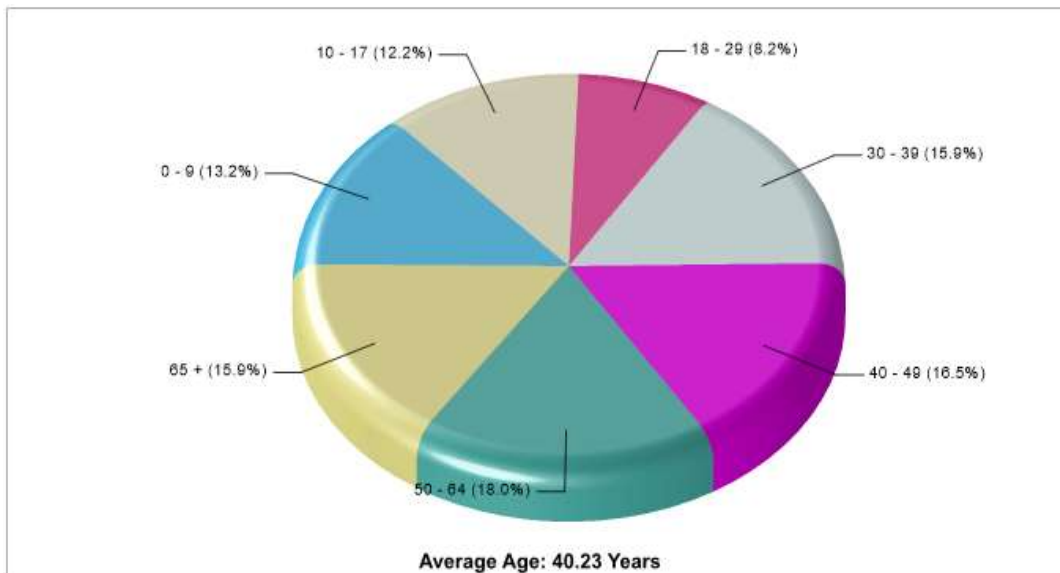
Prepared by RE/MAX real estate



## Location: Hanover twp, pa Neighborhood Income



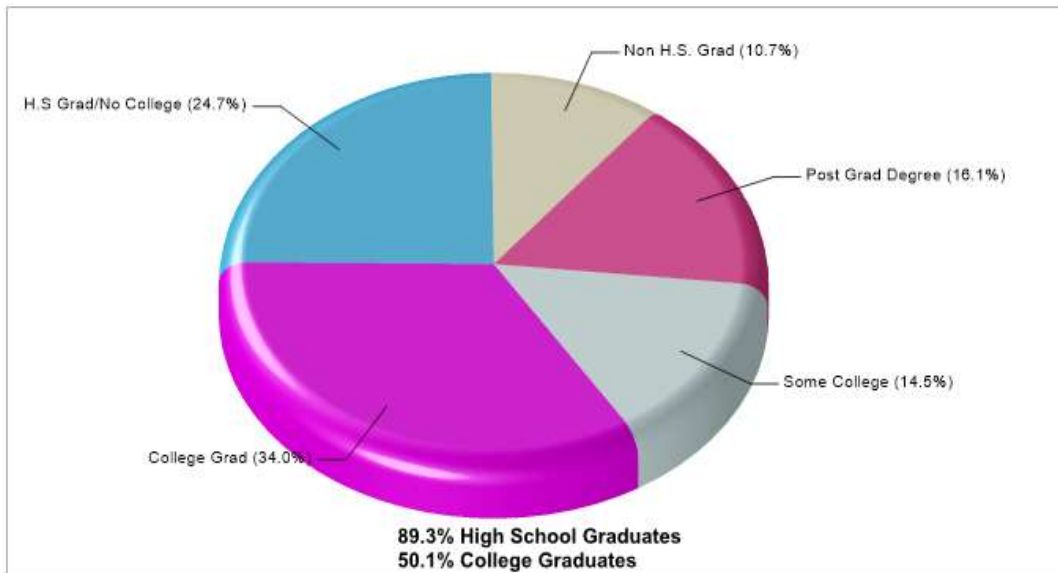
## Location: Hanover twp, pa Neighborhood Age Breakdown



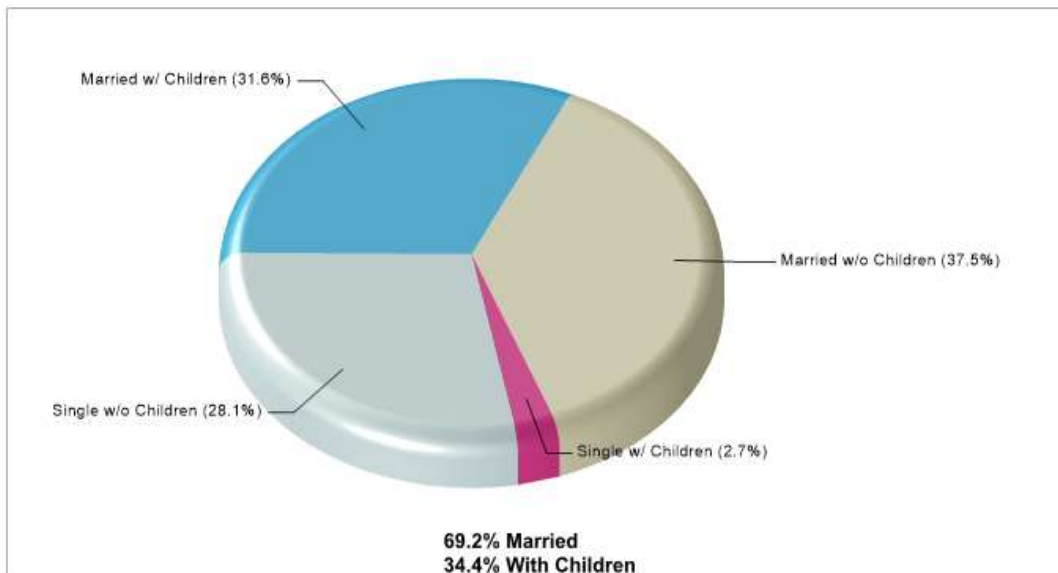
Prepared by RE/MAX real estate



## Location: Hanover twp, pa Neighborhood Adult Education Level



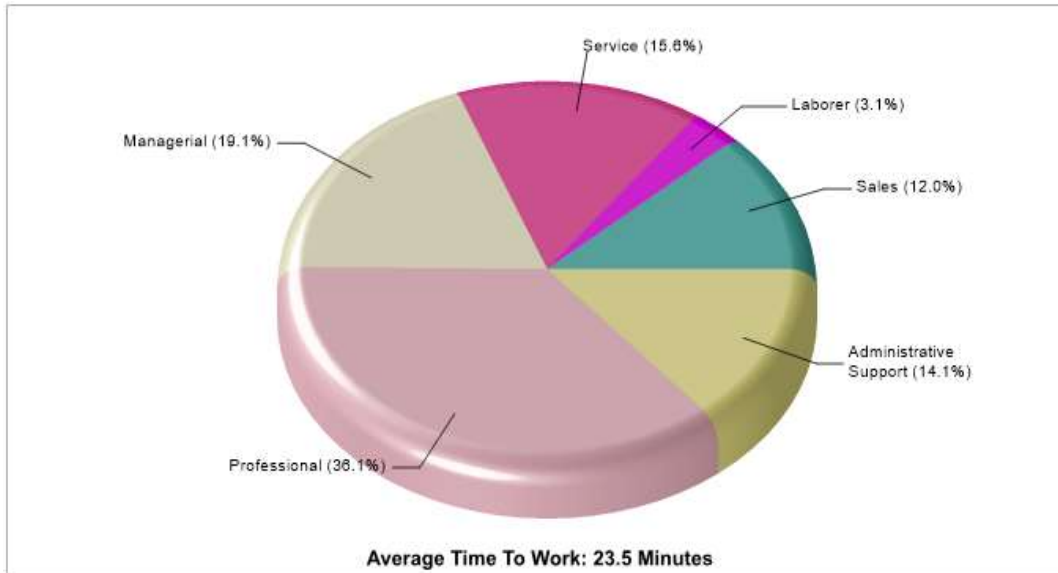
## Location: Hanover twp, pa Neighborhood Household Characteristics



Prepared by RE/MAX real estate



## Location: Hanover twp, pa Neighborhood Employment



Prepared by RE/MAX real estate



## School Information

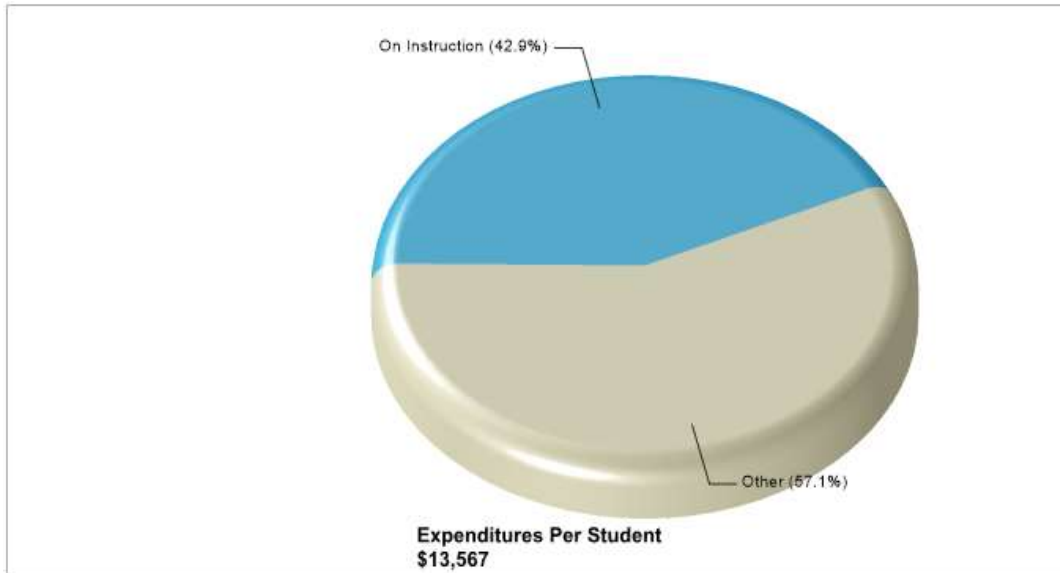


## Hanover twp

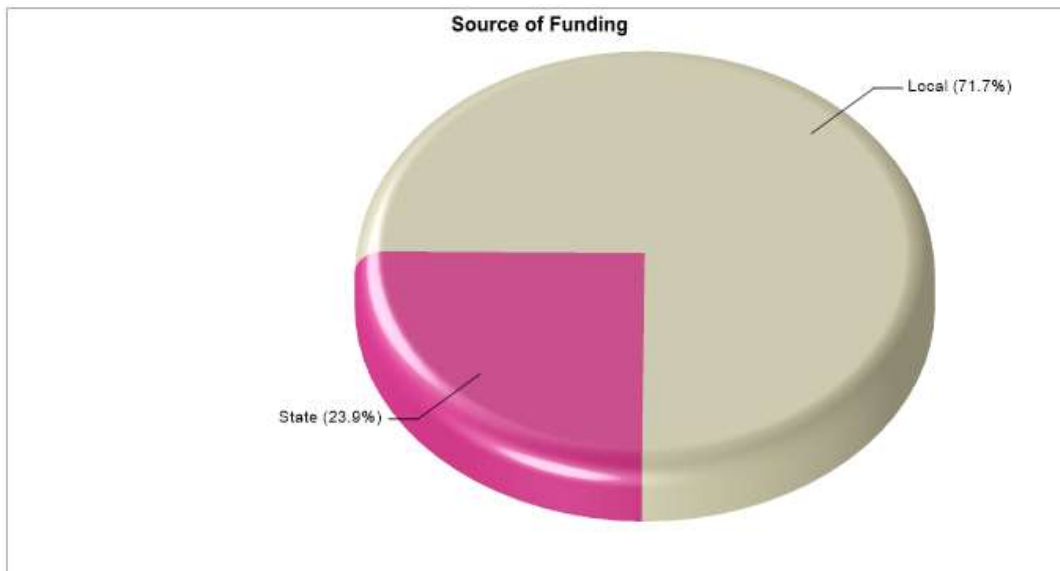
Prepared by RE/MAX real estate

**Graph\_2\_SchoolData Not Available**

## Location: Hanover twp, pa School Expenditures



## Location: Hanover twp, pa School Funding



Prepared by RE/MAX real estate





## Public Schools for District

**HANOVER EL SCH** **Phone:** (610)691-3210  
 3890 JACKSONVILLE RD, BETHLEHEM, PA 18017 **Grades:** KG - 05

<b>Distance from Subject:</b> 0.9 Miles	<b>School Type:</b> Regular
<b>Student/Teacher Ratio:</b> 14.5 to 1	<b>Students/Teachers:</b> 232/16
<b>Mascot:</b> Hawks	<b>School Colors :</b> Purple
<b>Average SAT:</b> N/A	<b>Graduates To 2-Year College:</b> N/A
<b>Students Taking SAT:</b> N/A	<b>Graduates To 4-Year College:</b> N/A
<b>Average ACT:</b> N/A	<b>National Merit Finalists:</b> N/A
<b>Students Taking ACT:</b> N/A	
<b>Enrollment By Grade:</b> K-31 1-38 2-39 3-44 4-42 5-38	

**ASA PACKER EL SCH** **Phone:** (610)865-0660  
 1650 KENWOOD DR, BETHLEHEM, PA 18017 **Grades:** KG - 05

<b>Distance from Subject:</b> 1.7 Miles	<b>School Type:</b> Regular
<b>Student/Teacher Ratio:</b> 14.9 to 1	<b>Students/Teachers:</b> 343/23
<b>Mascot:</b> Pumas	<b>School Colors :</b> Royal
<b>Average SAT:</b> N/A	<b>Graduates To 2-Year College:</b> N/A
<b>Students Taking SAT:</b> N/A	<b>Graduates To 4-Year College:</b> N/A
<b>Average ACT:</b> N/A	<b>National Merit Finalists:</b> N/A
<b>Students Taking ACT:</b> N/A	
<b>Enrollment By Grade:</b> K-31 1-59 2-55 3-74 4-50 5-74	

**SPRING GARDEN EL SCH** **Phone:** (610)868-6071  
 901 NORTH BLVD, BETHLEHEM, PA 18017 **Grades:** KG - 05

<b>Distance from Subject:</b> 2.2 Miles	<b>School Type:</b> Regular
<b>Student/Teacher Ratio:</b> 14.6 to 1	<b>Students/Teachers:</b> 539/37
<b>Mascot:</b> Rams	<b>School Colors :</b> Kelly Green
<b>Average SAT:</b> N/A	<b>Graduates To 2-Year College:</b> N/A
<b>Students Taking SAT:</b> N/A	<b>Graduates To 4-Year College:</b> N/A
<b>Average ACT:</b> N/A	<b>National Merit Finalists:</b> N/A
<b>Students Taking ACT:</b> N/A	
<b>Enrollment By Grade:</b> K-65 1-95 2-95 3-108 4-81 5-95	

**EAST HILLS MS** **Phone:** (610)867-0541  
 2005 CHESTER RD, BETHLEHEM, PA 18017 **Grades:** 06 - 08

<b>Distance from Subject:</b> 2.2 Miles	<b>School Type:</b> Regular
<b>Student/Teacher Ratio:</b> 14.2 to 1	<b>Students/Teachers:</b> 1090/77
<b>Mascot:</b> Chargers	<b>School Colors :</b> Maroon
<b>Average SAT:</b> N/A	<b>Graduates To 2-Year College:</b> N/A
<b>Students Taking SAT:</b> N/A	<b>Graduates To 4-Year College:</b> N/A
<b>Average ACT:</b> N/A	<b>National Merit Finalists:</b> N/A
<b>Students Taking ACT:</b> N/A	
<b>Enrollment By Grade:</b> 6-337 7-397 8-356	

**FREEDOM HS** **Phone:** (610)867-5843  
 3149 CHESTER AVE, BETHLEHEM, PA 18020 **Grades:** 09 - 12

<b>Distance from Subject:</b> 2.5 Miles	<b>School Type:</b> Regular
<b>Student/Teacher Ratio:</b> 17.6 to 1	<b>Students/Teachers:</b> 1845/105
<b>Mascot:</b> Patriots	<b>School Colors :</b> Gold
<b>Average SAT:</b> 1011(Math 507 Verbal 504)	<b>Graduates To 2-Year College:</b> 38%

Prepared by RE/MAX real estate



## Public Schools for District

**Students Taking SAT:** 50% **Graduates To 4-Year College:** 46%  
**Average ACT:** N/A **National Merit Finalists:** 1  
**Students Taking ACT:** N/A  
**Enrollment By Grade:** 9-475 10-486 11-401 12-483

**JAMES BUCHANAN EL SCH** **Phone:** (610)865-1766  
 1621 CATASAUQUA RD, BETHLEHEM, PA 18017 **Grades:** KG - 05  
**Distance from Subject:** 2.6 Miles **School Type:** Regular  
**Student/Teacher Ratio:** 14.8 to 1 **Students/Teachers:** 266/18  
**Mascot:** Bulldogs **School Colors :** Royal  
**Average SAT:** N/A **Graduates To 2-Year College:** N/A  
**Students Taking SAT:** N/A **Graduates To 4-Year College:** N/A  
**Average ACT:** N/A **National Merit Finalists:** N/A  
**Students Taking ACT:** N/A  
**Enrollment By Grade:** K-44 1-47 2-49 3-41 4-44 5-41

**GOVERNOR WOLF EL SCH** **Phone:** (610)867-8191  
 1920 BUTZTOWN RD, BETHLEHEM, PA 18017 **Grades:** KG - 05  
**Distance from Subject:** 2.6 Miles **School Type:** Regular  
**Student/Teacher Ratio:** 17.0 to 1 **Students/Teachers:** 424/25  
**Mascot:** N/A **School Colors :** Gold  
**Average SAT:** N/A **Graduates To 2-Year College:** N/A  
**Students Taking SAT:** N/A **Graduates To 4-Year College:** N/A  
**Average ACT:** N/A **National Merit Finalists:** N/A  
**Students Taking ACT:** N/A  
**Enrollment By Grade:** K-54 1-75 2-72 3-70 4-75 5-78

**LINCOLN EL SCH** **Phone:** (610)866-8727  
 1260 GRESHAM ST, BETHLEHEM, PA 18017 **Grades:** KG - 05  
**Distance from Subject:** 3.0 Miles **School Type:** Regular  
**Student/Teacher Ratio:** 13.5 to 1 **Students/Teachers:** 378/28  
**Mascot:** Lions **School Colors :** Gold  
**Average SAT:** N/A **Graduates To 2-Year College:** N/A  
**Students Taking SAT:** N/A **Graduates To 4-Year College:** N/A  
**Average ACT:** N/A **National Merit Finalists:** N/A  
**Students Taking ACT:** N/A  
**Enrollment By Grade:** K-52 1-74 2-60 3-61 4-71 5-60

**CLEARVIEW EL SCH** **Phone:** (610)868-5994  
 2121 ABINGTON RD, BETHLEHEM, PA 18018 **Grades:** KG - 05  
**Distance from Subject:** 3.0 Miles **School Type:** Regular  
**Student/Teacher Ratio:** 15.6 to 1 **Students/Teachers:** 406/26  
**Mascot:** Panthers **School Colors :** Gold  
**Average SAT:** N/A **Graduates To 2-Year College:** N/A  
**Students Taking SAT:** N/A **Graduates To 4-Year College:** N/A  
**Average ACT:** N/A **National Merit Finalists:** N/A  
**Students Taking ACT:** N/A  
**Enrollment By Grade:** K-61 1-76 2-71 3-49 4-76 5-73

**LIBERTY HS** **Phone:** (610)691-7200  
 1115 LINDEN ST, BETHLEHEM, PA 18018 **Grades:** 09 - 12

Prepared by RE/MAX real estate



## Public Schools for District

**Distance from Subject:** 3.0 Miles  
**Student/Teacher Ratio:** 17.8 to 1  
**Mascot:** Liberty Hurricanes  
**Average SAT:** 1037(Math 512 Verbal 525)  
**Students Taking SAT:** 65%  
**Average ACT:** 22.0  
**Students Taking ACT:** 5%  
**Enrollment By Grade:** 9-782 10-756 11-557 12-689

**School Type:** Regular  
**Students/Teachers:** 2784/156  
**School Colors :** Red  
**Graduates To 2-Year College:** 31%  
**Graduates To 4-Year College:** 47%  
**National Merit Finalists:** 1

**WILLIAM PENN EL SCH**  
 1002 MAIN ST, BETHLEHEM, PA 18018

**Phone:** (610)694-0116  
**Grades:** KG - 05

**Distance from Subject:** 3.1 Miles  
**Student/Teacher Ratio:** 14.3 to 1  
**Mascot:** Quakers  
**Average SAT:** N/A  
**Students Taking SAT:** N/A  
**Average ACT:** N/A  
**Students Taking ACT:** N/A  
**Enrollment By Grade:** K-32 1-39 2-46 3-33 4-44 5-49

**School Type:** Regular  
**Students/Teachers:** 243/17  
**School Colors :** Royal  
**Graduates To 2-Year College:** N/A  
**Graduates To 4-Year College:** N/A  
**National Merit Finalists:** N/A

**NORTHEAST MS**  
 1170 FERNWOOD ST, BETHLEHEM, PA 18018

**Phone:** (610)868-8581  
**Grades:** 06 - 08

**Distance from Subject:** 3.1 Miles  
**Student/Teacher Ratio:** 13.2 to 1  
**Mascot:** Hornets  
**Average SAT:** N/A  
**Students Taking SAT:** N/A  
**Average ACT:** N/A  
**Students Taking ACT:** N/A  
**Enrollment By Grade:** 6-253 7-264 8-261

**School Type:** Regular  
**Students/Teachers:** 778/59  
**School Colors :** Kelly Green  
**Graduates To 2-Year College:** N/A  
**Graduates To 4-Year College:** N/A  
**National Merit Finalists:** N/A

**NITSCHMANN MS**  
 909 WEST UNION BLVD, BETHLEHEM, PA 18018

**Phone:** (610)866-5781  
**Grades:** 06 - 08

**Distance from Subject:** 3.2 Miles  
**Student/Teacher Ratio:** 14.7 to 1  
**Mascot:** Lions  
**Average SAT:** N/A  
**Students Taking SAT:** N/A  
**Average ACT:** N/A  
**Students Taking ACT:** N/A  
**Enrollment By Grade:** 6-250 7-274 8-300

**School Type:** Regular  
**Students/Teachers:** 824/56  
**School Colors :** Royal  
**Graduates To 2-Year College:** N/A  
**Graduates To 4-Year College:** N/A  
**National Merit Finalists:** N/A

**THOMAS JEFFERSON EL SCH**  
 404 EAST NORTH ST, BETHLEHEM, PA 18018

**Phone:** (610)691-1776  
**Grades:** KG - 05

**Distance from Subject:** 3.3 Miles  
**Student/Teacher Ratio:** 13.6 to 1  
**Mascot:** N/A  
**Average SAT:** N/A  
**Students Taking SAT:** N/A  
**Average ACT:** N/A  
**Students Taking ACT:** N/A

**School Type:** Regular  
**Students/Teachers:** 245/18  
**School Colors :** Red  
**Graduates To 2-Year College:** N/A  
**Graduates To 4-Year College:** N/A  
**National Merit Finalists:** N/A

Prepared by RE/MAX real estate



## Public Schools for District

**Enrollment By Grade:** K-44 1-51 2-34 3-42 4-39 5-35

### MARVINE EL SCH

1425 LIVINGSTON ST, BETHLEHEM, PA 18017

**Phone:** (610)865-0012

**Grades:** PK - 05

<b>Distance from Subject:</b> 3.4 Miles	<b>School Type:</b> Regular
<b>Student/Teacher Ratio:</b> 11.5 to 1	<b>Students/Teachers:</b> 334/29
<b>Mascot:</b> N/A	<b>School Colors :</b> Royal
<b>Average SAT:</b> N/A	<b>Graduates To 2-Year College:</b> N/A
<b>Students Taking SAT:</b> N/A	<b>Graduates To 4-Year College:</b> N/A
<b>Average ACT:</b> N/A	<b>National Merit Finalists:</b> N/A
<b>Students Taking ACT:</b> N/A	
<b>Enrollment By Grade:</b> PK-19 K-54 1-60 2-55 3-54 4-57 5-35	

### MILLER HEIGHTS EL SCH

3605 ALLEN ST, BETHLEHEM, PA 18020

**Phone:** (610)868-6441

**Grades:** KG - 05

<b>Distance from Subject:</b> 3.5 Miles	<b>School Type:</b> Regular
<b>Student/Teacher Ratio:</b> 15.4 to 1	<b>Students/Teachers:</b> 431/28
<b>Mascot:</b> Vikings	<b>School Colors :</b> Purple
<b>Average SAT:</b> N/A	<b>Graduates To 2-Year College:</b> N/A
<b>Students Taking SAT:</b> N/A	<b>Graduates To 4-Year College:</b> N/A
<b>Average ACT:</b> N/A	<b>National Merit Finalists:</b> N/A
<b>Students Taking ACT:</b> N/A	
<b>Enrollment By Grade:</b> K-56 1-86 2-64 3-58 4-88 5-79	

### CALYPSO EL SCH

1021 CALYPSO AVE, BETHLEHEM, PA 18018

**Phone:** (610)691-0152

**Grades:** PK - 05

<b>Distance from Subject:</b> 3.8 Miles	<b>School Type:</b> Regular
<b>Student/Teacher Ratio:</b> 12.6 to 1	<b>Students/Teachers:</b> 239/19
<b>Mascot:</b> Cougars	<b>School Colors :</b> Gold
<b>Average SAT:</b> N/A	<b>Graduates To 2-Year College:</b> N/A
<b>Students Taking SAT:</b> N/A	<b>Graduates To 4-Year College:</b> N/A
<b>Average ACT:</b> N/A	<b>National Merit Finalists:</b> N/A
<b>Students Taking ACT:</b> N/A	
<b>Enrollment By Grade:</b> PK-19 K-29 1-36 2-36 3-37 4-35 5-47	

### FREEMANSBURG EL SCH

501 MONROE ST, FREEMANSBURG, PA 18017

**Phone:** (610)866-6681

**Grades:** KG - 05

<b>Distance from Subject:</b> 3.9 Miles	<b>School Type:</b> Regular
<b>Student/Teacher Ratio:</b> 13.9 to 1	<b>Students/Teachers:</b> 403/29
<b>Mascot:</b> Eagles	<b>School Colors :</b> Red
<b>Average SAT:</b> N/A	<b>Graduates To 2-Year College:</b> N/A
<b>Students Taking SAT:</b> N/A	<b>Graduates To 4-Year College:</b> N/A
<b>Average ACT:</b> N/A	<b>National Merit Finalists:</b> N/A
<b>Students Taking ACT:</b> N/A	
<b>Enrollment By Grade:</b> K-62 1-68 2-76 3-71 4-64 5-62	

### BROUGHAL MS

114 WEST MORTON ST, BETHLEHEM, PA 18015

**Phone:** (610)866-5041

**Grades:** 06 - 08

<b>Distance from Subject:</b> 4.3 Miles	<b>School Type:</b> Regular
<b>Student/Teacher Ratio:</b> 11.2 to 1	<b>Students/Teachers:</b> 539/48
<b>Mascot:</b> Rockets	<b>School Colors :</b> Navy

Prepared by RE/MAX real estate



## Public Schools for District

<b>Average SAT:</b>	N/A	<b>Graduates To 2-Year College:</b>	N/A
<b>Students Taking SAT:</b>	N/A	<b>Graduates To 4-Year College:</b>	N/A
<b>Average ACT:</b>	N/A	<b>National Merit Finalists:</b>	N/A
<b>Students Taking ACT:</b>	N/A		
<b>Enrollment By Grade:</b>	6-158 7-189 8-192		

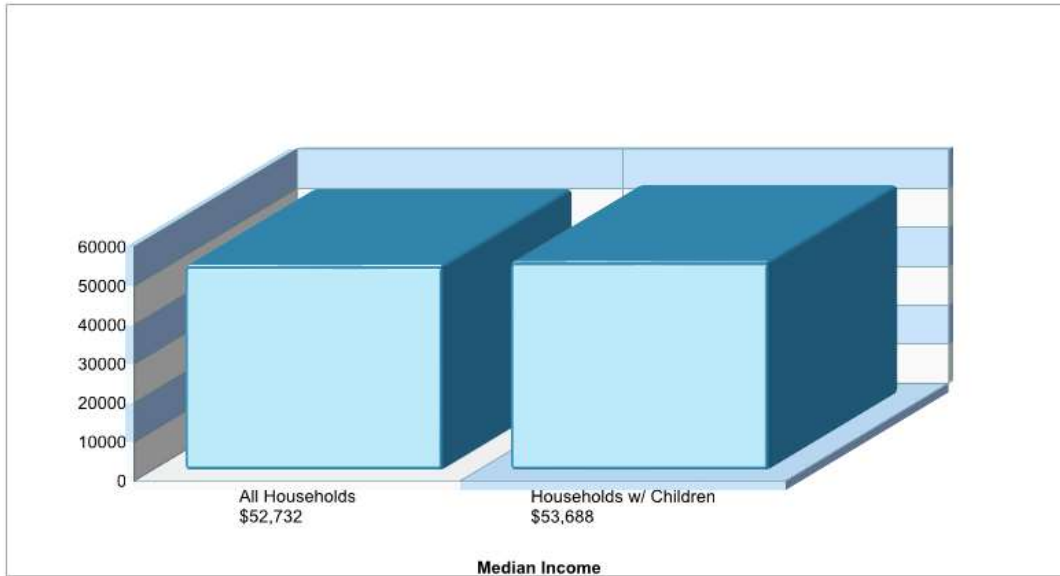
**DONEGAN EL SCH**  
1210 EAST 4TH ST, BETHLEHEM, PA 18015

**Phone:** (610)866-0031  
**Grades:** PK - 05

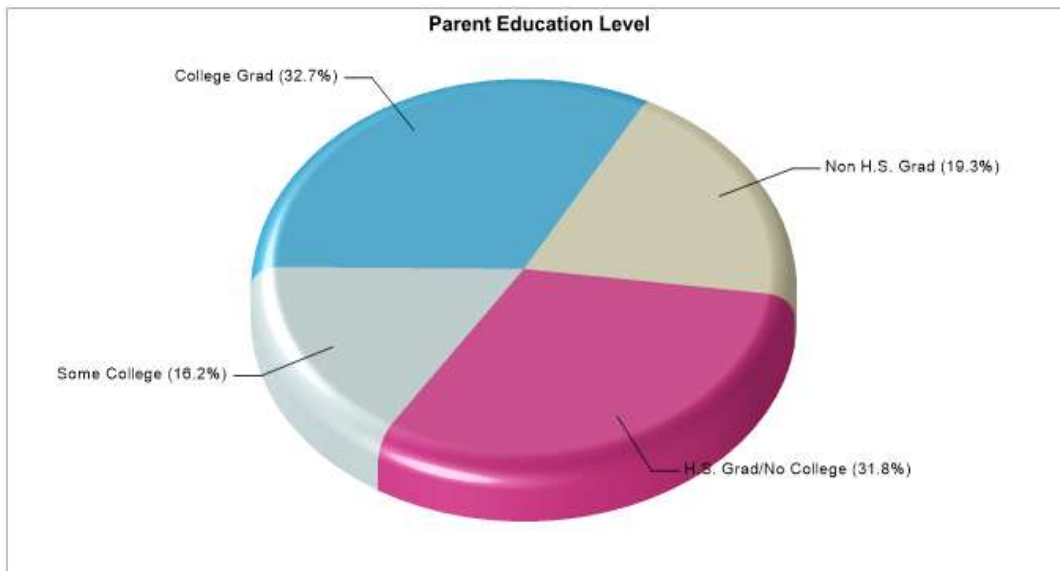
<b>Distance from Subject:</b>	4.5 Miles	<b>School Type:</b>	Regular
<b>Student/Teacher Ratio:</b>	13.3 to 1	<b>Students/Teachers:</b>	480/36
<b>Mascot:</b>	N/A	<b>School Colors :</b>	Gold
<b>Average SAT:</b>	N/A	<b>Graduates To 2-Year College:</b>	N/A
<b>Students Taking SAT:</b>	N/A	<b>Graduates To 4-Year College:</b>	N/A
<b>Average ACT:</b>	N/A	<b>National Merit Finalists:</b>	N/A
<b>Students Taking ACT:</b>	N/A		
<b>Enrollment By Grade:</b>	PK-38 K-81 1-86 2-60 3-65 4-66 5-84		

Prepared by RE/MAX real estate

## Location: Hanover twp, pa Household Income



## Location: Hanover twp, pa Parent Education Level



Prepared by RE/MAX real estate



## Private Schools

### CREATIVE KIDS CLUB

90 S COMMERCE WAY STE 480, BETHLEHEM, PA 18017

**Distance from Subject:** 0.3 Miles

**Affiliation:** Unknown

**Students:** 8

**Student/ Homeroom Ratio:** N/A

**School Colors:** N/A

**Enrollment By Grade:** K-8

**Phone:** N/A

**Grades:** KG - KG

**School Type:** Regular

**Gender:** Coed

**Student/Teacher Ratio:** 8.0 to 1

**Mascot:** N/A

### CAMBRIDGE DAY SCHOOL

3986 TOWNSHIP LINE RD, BETHLEHEM, PA 18020

**Distance from Subject:** 0.8 Miles

**Affiliation:** Unknown

**Students:** 8

**Student/ Homeroom Ratio:** N/A

**School Colors:** N/A

**Enrollment By Grade:** K-8

**Phone:** N/A

**Grades:** KG - KG

**School Type:** Regular

**Gender:** Coed

**Student/Teacher Ratio:** 8.0 to 1

**Mascot:** N/A

### CHESTERBROOK ACADEMY

1550 VALLEY CENTER PKWY # 200, BETHLEHEM, PA 18017

**Distance from Subject:** 1.7 Miles

**Affiliation:** Unknown

**Students:** 16

**Student/ Homeroom Ratio:** N/A

**School Colors:** N/A

**Enrollment By Grade:** PK-48 K-4

**Phone:** (610) 974-9100

**Grades:** PK - 4

**School Type:** Regular

**Gender:** Coed

**Student/Teacher Ratio:** 16.0 to 1

**Mascot:** N/A

### BETHLEHEM CATHOLIC HIGH SCHOOL

2133 MADISON AVE, BETHLEHEM, PA 18017

**Distance from Subject:** 2.3 Miles

**Affiliation:** Roman Catholic

**Students:** 762

**Student/ Homeroom Ratio:** N/A

**School Colors:** Brown

**Enrollment By Grade:** 9-175 10-213 11-199 12-175

**Phone:** (610) 866-0791

**Grades:** 9 - 12

**School Type:** Regular

**Gender:** Coed

**Student/Teacher Ratio:** 18.7 to 1

**Mascot:** Hawks

### CENTENNIAL SCHOOL LEHIGH UNIV

2196 AVENUE C, BETHLEHEM, PA 18017

**Distance from Subject:** 2.5 Miles

**Affiliation:** Unknown

**Students:** 69

**Student/ Homeroom Ratio:** N/A

**School Colors:** N/A

**Enrollment By Grade:** 1-3 2-1 3-4 4-3 5-7 6-7 7-6 8-12 9-8 10-3 11-6 12-9

**Phone:** N/A

**Grades:** 1 - 12

**School Type:** Regular

**Gender:** Coed

**Student/Teacher Ratio:** 3.6 to 1

**Mascot:** N/A

### NOTRE DAME OF BETHLEHEM SCHOOL

1835 CATASAUQUA RD, BETHLEHEM, PA 18018

**Distance from Subject:** 2.6 Miles

**Affiliation:** Roman Catholic

**Phone:** (610) 866-2231

**Grades:** PK - 8

**School Type:** Regular

**Gender:** Coed

Prepared by RE/MAX real estate



## Private Schools

**Students:** 348 **Student/Teacher Ratio:** 16.1 to 1  
**Student/ Homeroom Ratio:** N/A **Mascot:** N/A  
**School Colors:** Royal  
**Enrollment By Grade:** PK-55 K-35 1-35 2-46 3-33 4-34 5-43 6-36 7-47 8-39

**OUR LADY OF PERPETUAL HELP SCHOOL** **Phone:** (610) 868-6570  
 3221 SANTEE RD, BETHLEHEM, PA 18020 **Grades:** PK - 8  
**Distance from Subject:** 2.6 Miles **School Type:** Regular  
**Affiliation:** Roman Catholic **Gender:** Coed  
**Students:** 287 **Student/Teacher Ratio:** 18.6 to 1  
**Student/ Homeroom Ratio:** N/A **Mascot:** Cougars  
**School Colors:** Royal  
**Enrollment By Grade:** PK-23 K-35 1-28 2-34 3-30 4-35 5-33 6-31 7-31 8-30

**ST ANNE SCHOOL** **Phone:** N/A  
 375 HICKORY ST, BETHLEHEM, PA 18017 **Grades:** PK - 7  
**Distance from Subject:** 2.8 Miles **School Type:** Regular  
**Affiliation:** Roman Catholic **Gender:** Coed  
**Students:** 347 **Student/Teacher Ratio:** 15.6 to 1  
**Student/ Homeroom Ratio:** N/A **Mascot:** N/A  
**School Colors:** N/A  
**Enrollment By Grade:** PK-50 K-39 1-41 2-51 3-37 4-45 5-41 6-51 7-42

**BETHLEHEM CHRISTIAN SCHOOL** **Phone:** 610-868-6020  
 3100 HECKTOWN RD, BETHLEHEM, PA 18020 **Grades:** KG - 4  
**Distance from Subject:** 3.0 Miles **School Type:** Regular  
**Affiliation:** Christian **Gender:** Coed  
**Students:** 126 **Student/Teacher Ratio:** 12.9 to 1  
**Student/ Homeroom Ratio:** N/A **Mascot:** Panthers  
**School Colors:** Royal  
**Enrollment By Grade:** K-21 1-25 2-19 3-16 4-22

**COVENANT CHRISTIAN ACADEMY OF THE LEE HI** **Phone:** (610) 868-7302  
 1414 PENNSYLVANIA AVE, BETHLEHEM, PA 18018 **Grades:** KG - 8  
**Distance from Subject:** 3.2 Miles **School Type:** Regular  
**Affiliation:** Christian **Gender:** Coed  
**Students:** 41 **Student/Teacher Ratio:** 6.5 to 1  
**Student/ Homeroom Ratio:** N/A **Mascot:** Warriors  
**School Colors:** Maroon  
**Enrollment By Grade:** K-10 1-5 2-8 3-4 4-4 5-2 6-3 7-2 8-3

**ST NICHOLAS GREEK ORTHODOX ACADEMY** **Phone:** N/A  
 1607 W UNION BLVD, BETHLEHEM, PA 18018 **Grades:** KG - 4  
**Distance from Subject:** 3.4 Miles **School Type:** Regular  
**Affiliation:** Greek Orthodox **Gender:** Coed  
**Students:** 30 **Student/Teacher Ratio:** 30.0 to 1  
**Student/ Homeroom Ratio:** N/A **Mascot:** N/A  
**School Colors:** N/A  
**Enrollment By Grade:** K-26

Prepared by RE/MAX real estate





## Private Schools

### SETON ACADEMY

623 6TH AVE, BETHLEHEM, PA 18018

**Distance from Subject:** 3.4 Miles

**Affiliation:** Roman Catholic

**Students:** 117

**Student/ Homeroom Ratio:** N/A

**School Colors:** Royal

**Enrollment By Grade:** K-13 1-14 2-9 3-8 4-15 5-10 6-17 7-13 8-18

**Phone:** (610) 867-9530

**Grades:** KG - 8

**School Type:** Regular

**Gender:** Coed

**Student/Teacher Ratio:** 11.4 to 1

**Mascot:** Crusaders

### MORAVIAN ACADEMY MIDDLE SCHOOL

11 W MARKET ST, BETHLEHEM, PA 18018

**Distance from Subject:** 3.6 Miles

**Affiliation:** Unknown

**Students:** 198

**Student/ Homeroom Ratio:** N/A

**School Colors:** N/A

**Enrollment By Grade:** 6-58 7-70 8-70

**Phone:** N/A

**Grades:** 6 - 8

**School Type:** Regular

**Gender:** Coed

**Student/Teacher Ratio:** 8.1 to 1

**Mascot:** N/A

### GATEWAY SCHOOL OF LEHIGH VALLEY

424 CENTER ST, BETHLEHEM, PA 18018

**Distance from Subject:** 3.7 Miles

**Affiliation:** Unknown

**Students:** 7

**Student/ Homeroom Ratio:** N/A

**School Colors:** N/A

**Enrollment By Grade:** 7-1 8-2 10-1 11-2 12-1

**Phone:** (610) 867-8055

**Grades:** 7 - 12

**School Type:** Regular

**Gender:** Coed

**Student/Teacher Ratio:** 6.4 to 1

**Mascot:** N/A

### SACRED HEART OF JESUS PARISH SCHOOL

115 WASHINGTON ST, BATH, PA 18014

**Distance from Subject:** 3.8 Miles

**Affiliation:** Roman Catholic

**Students:** 105

**Student/ Homeroom Ratio:** N/A

**School Colors:** Navy

**Enrollment By Grade:** PK-9 K-6 1-11 2-11 3-9 4-13 5-15 6-11 7-16 8-13

**Phone:** (610) 837-6391

**Grades:** PK - 8

**School Type:** Regular

**Gender:** Coed

**Student/Teacher Ratio:** 9.1 to 1

**Mascot:** Cougars

### MORAVIAN ACADEMY UPPER SCHOOL

4313 GREEN POND RD, BETHLEHEM, PA 18020

**Distance from Subject:** 3.9 Miles

**Affiliation:** Brethren

**Students:** 286

**Student/ Homeroom Ratio:** N/A

**School Colors:** N/A

**Enrollment By Grade:** 9-67 10-79 11-77 12-63

**Phone:** N/A

**Grades:** 9 - 12

**School Type:** Regular

**Gender:** Coed

**Student/Teacher Ratio:** 8.4 to 1

**Mascot:** N/A

### THE GODDARD SCHOOL

4500 FALMER DR, BETHLEHEM, PA 18020

**Distance from Subject:** 4.2 Miles

**Affiliation:** Unknown

**Students:** 13

**Phone:** N/A

**Grades:** PK - KG

**School Type:** Regular

**Gender:** Coed

**Student/Teacher Ratio:** 13.0 to 1

Prepared by RE/MAX real estate



## Private Schools

**Student/ Homeroom Ratio:** N/A  
**School Colors:** N/A  
**Enrollment By Grade:** PK-38 K-13

**Mascot:** N/A

---

### HOLY INFANCY SCHOOL

127 E 4TH ST, BETHLEHEM, PA 18015

**Distance from Subject:** 4.3 Miles

**Affiliation:** Roman Catholic

**Students:** 132

**Student/ Homeroom Ratio:** N/A

**School Colors:** Royal

**Enrollment By Grade:** PK-15 K-21 1-19 2-21 3-16 4-13 5-10 6-14 7-11 8-7

**Phone:** (610) 868-2621

**Grades:** PK - 8

**School Type:** Regular

**Gender:** Coed

**Student/Teacher Ratio:** 10.7 to 1

**Mascot:** Beth Stars

---

### NOTRE DAME HIGH SCHOOL

3417 CHURCH RD, EASTON, PA 18045

**Distance from Subject:** 4.3 Miles

**Affiliation:** Roman Catholic

**Students:** 562

**Student/ Homeroom Ratio:** N/A

**School Colors:** Royal

**Enrollment By Grade:** 9-149 10-110 11-123 12-180

**Phone:** (610) 868-1431

**Grades:** 9 - 12

**School Type:** Regular

**Gender:** Coed

**Student/Teacher Ratio:** 17.3 to 1

**Mascot:** Crusaders

---

### LIFE ACADEMY

855 N MAXWELL ST, ALLENTOWN, PA 18109

**Distance from Subject:** 4.3 Miles

**Affiliation:** Christian

**Students:** 66

**Student/ Homeroom Ratio:** N/A

**School Colors:** N/A

**Enrollment By Grade:** K-21 1-11 2-13 3-4 4-9 5-8

**Phone:** (610) 434-0703

**Grades:** KG - 5

**School Type:** Regular

**Gender:** Coed

**Student/Teacher Ratio:** 9.6 to 1

**Mascot:** N/A

Prepared by RE/MAX real estate



## **Recent Home Sales**

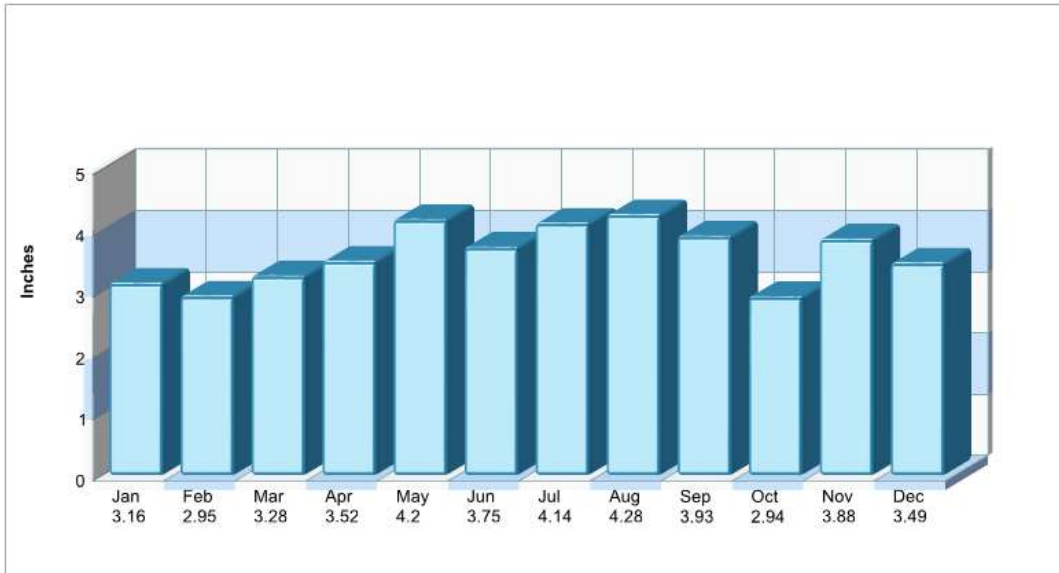


**Location: Hanover twp, pa  
Home Sales Pricing Pattern**

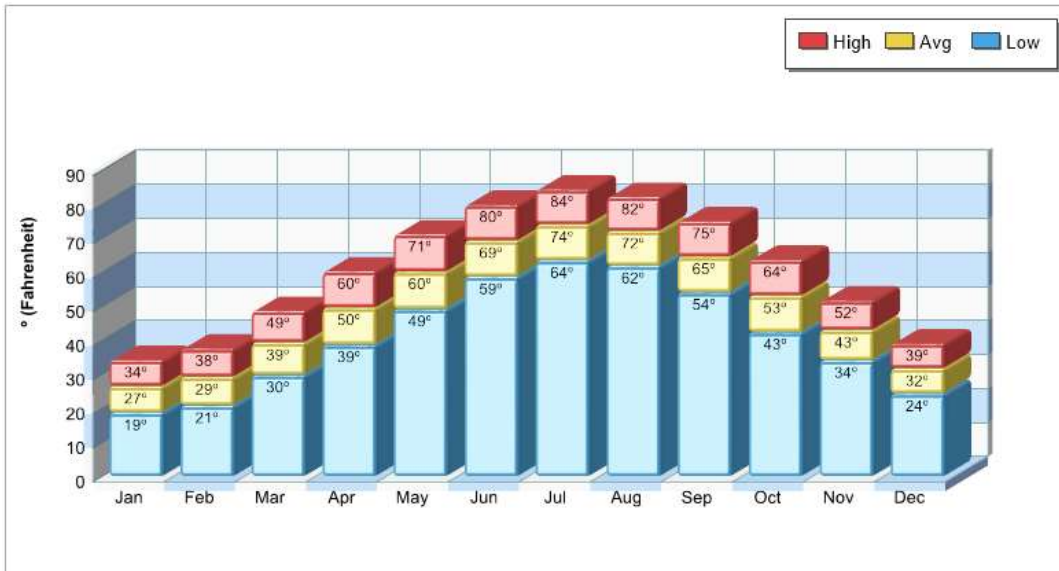
Prepared by RE/MAX real estate



## Average Precipitation Measured at ALLENTOWN AIRPORT (elevation: 388ft.)



## Temperature Measured at ALLENTOWN AIRPORT (elevation: 388ft.)



Prepared by RE/MAX real estate



## Houses of Worship



## Hanover twp

Prepared by RE/MAX real estate



## Houses of Worship

**ADVENT MORAVIAN CHURCH** Phone: 6108680477  
 3730 JACKSONVILLE RD Bethlehem, PA 18017 Distance from Subject: 0.84 miles  
**Denomination:** Churches, Denomination Unknown

**ST NICHOLAS RUSSIAN ORTHDX** Phone: 6108666057  
 3630 Browning Ln Bethlehem, PA 18017 Distance from Subject: 1.28 miles  
**Denomination:** Churches, Denomination Unknown

**CONGREGATION BRITH SHOLOM** Phone: 6108668009  
 1190 W MACADA RD Bethlehem, PA 18017 Distance from Subject: 1.51 miles  
**Denomination:** Jewish Synagogues

**LEHIGH VLY GRC BRETHREN CHRCH** Phone: 6108680004  
 580 BRIDLE PATH RD Bethlehem, PA 18017 Distance from Subject: 1.56 miles  
**Denomination:** Brethren Churches

**ST NICHOLAS RUSSIAN ORTH CHRCH** Phone: 6108670402  
 980 BRIDLE PATH RD Bethlehem, PA 18017 Distance from Subject: 1.67 miles  
**Denomination:** Greek Orthodox Churches

**ST THOMAS UNITED CHURCH CHRST** Phone: 6108689167  
 902 E MACADA RD Bethlehem, PA 18017 Distance from Subject: 1.71 miles  
**Denomination:** Churches of Christ

**CHAM BIT CHURCH OF ALLENTOWN** Phone: 6102663884  
 5050 Airport Rd Allentown, PA 18109 Distance from Subject: 1.72 miles  
**Denomination:** Presbyterian Churches

**WESLEY UNITED METHODIST CHURCH** Phone: 6108655715  
 2540 CENTER ST Bethlehem, PA 18017 Distance from Subject: 1.74 miles  
**Denomination:** Methodist Churches

**ST PETER & PAUL BYZANTINE** Phone: 6108679234  
 1140 Johnston Dr Bethlehem, PA 18017 Distance from Subject: 1.81 miles  
**Denomination:** Churches, Denomination Unknown

**HINDU TEMPLE SOCIETY** Phone: 6102642810  
 4200 AIRPORT RD Allentown, PA 18109 Distance from Subject: 1.82 miles  
**Denomination:** Churches, Denomination Unknown

**HOLY CROSS EVNGLCL LUTH CHRCH** Phone: 6108676231  
 2700 JACKSONVILLE RD Bethlehem, PA 18017 Distance from Subject: 1.87 miles  
**Denomination:** Lutheran Churches

**FIRST BAPTIST CHURCH** Phone: 6108654600  
 3235 LINDEN ST Bethlehem, PA 18017 Distance from Subject: 1.88 miles

Prepared by RE/MAX real estate



## Houses of Worship

**Denomination:** Baptist Churches

---

**FIRST PRESBY CHRCH BETHLEHEM**

2344 CENTER ST Bethlehem, PA 18017

**Denomination:** Presbyterian Churches

**Phone:** 6108675865

**Distance from Subject:** 1.92 miles

---

**JEHOVAHS WITNESSES KNGDM HALL**

2718 LINDEN ST Bethlehem, PA 18017

**Denomination:** Jehovahs Witnesses

**Phone:** 6106912930

**Distance from Subject:** 2.02 miles

---

**BETHLEHEM CHURCH OF CHRIST**

3221 EAST BLVD Bethlehem, PA 18017

**Denomination:** Churches of Christ

**Phone:** 6108684996

**Distance from Subject:** 2.06 miles

---

**SISTERS OF ST JOSEPH**

2133 Madison Ave Bethlehem, PA 18017

**Denomination:** Churches, Denomination Unknown

**Phone:** 6108654691

**Distance from Subject:** 2.24 miles

---

**CALVARY BAPTIST CHURCH**

111 DEWBERRY AVE Bethlehem, PA 18017

**Denomination:** Baptist Churches

**Phone:** 6108653171

**Distance from Subject:** 2.26 miles

---

**OKI BERING BETHLEHEM BETHLEHEM**

2146 City Line Rd Bethlehem, PA 18017

**Denomination:** Churches, Denomination Unknown

**Phone:** 6102644781

**Distance from Subject:** 2.34 miles

---

**OUR LORD'S ASCENSION CHURCH**

2212 Linden St Bethlehem, PA 18017

**Denomination:** Catholic Churches

**Phone:** 6108651514

**Distance from Subject:** 2.35 miles

---

**CHURCH OF THE MANGER**

1401 GREENVIEW DR Bethlehem, PA 18018

**Denomination:** Churches of Christ

**Phone:** 6108668223

**Distance from Subject:** 2.41 miles

Prepared by RE/MAX real estate





## County Facts

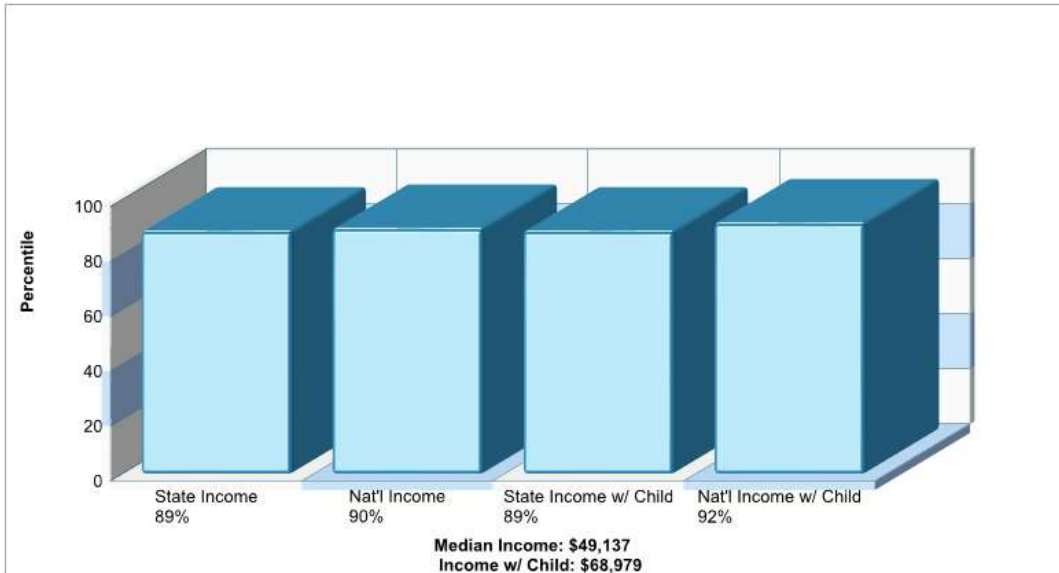


## Hanover twp

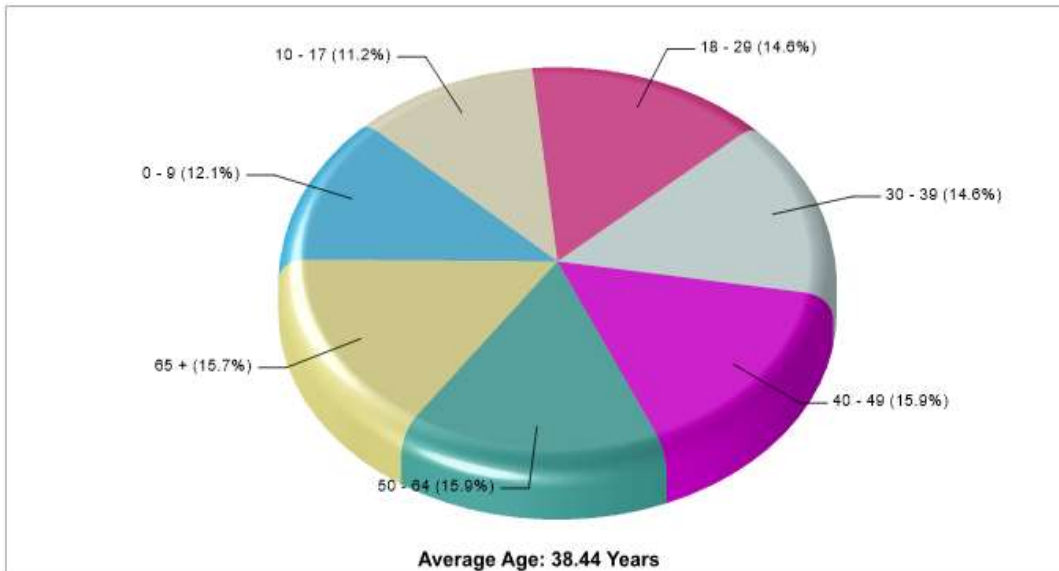
Prepared by RE/MAX real estate



## Location: Hanover twp, pa County Income



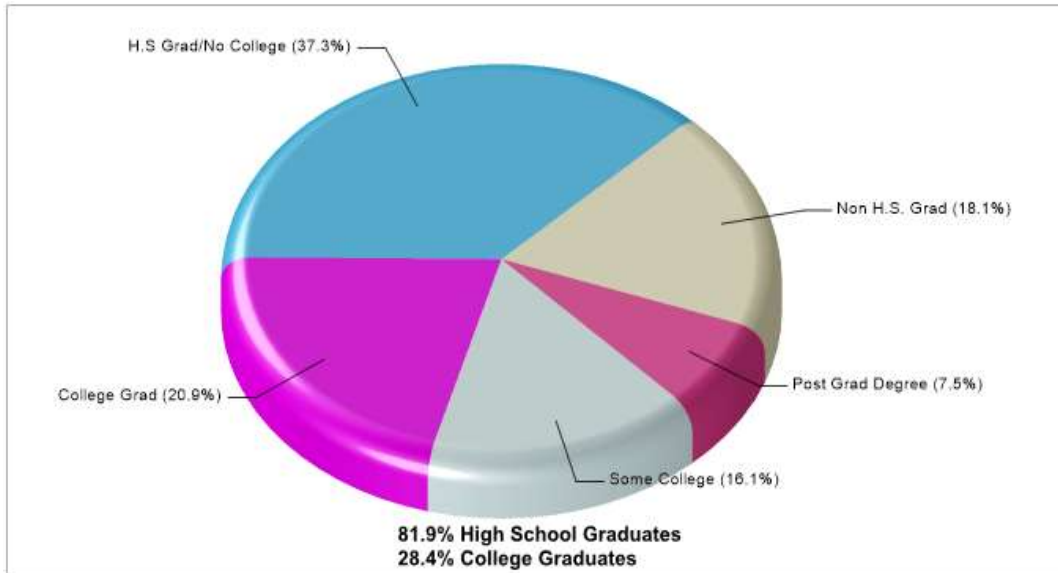
## Location: Hanover twp, pa County Age Breakdown



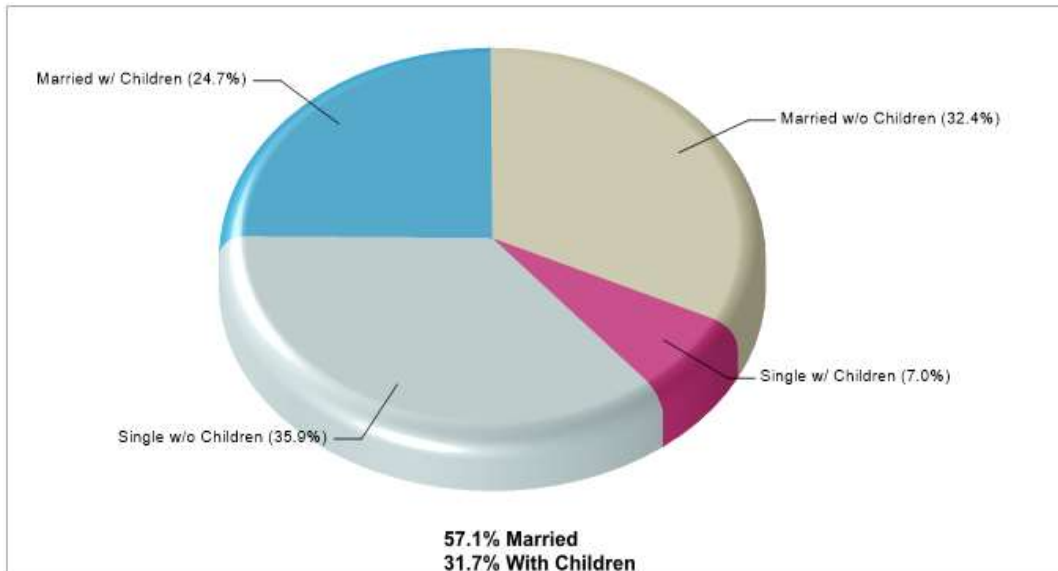
Prepared by RE/MAX real estate



## Location: Hanover twp, pa County Adult Education Level



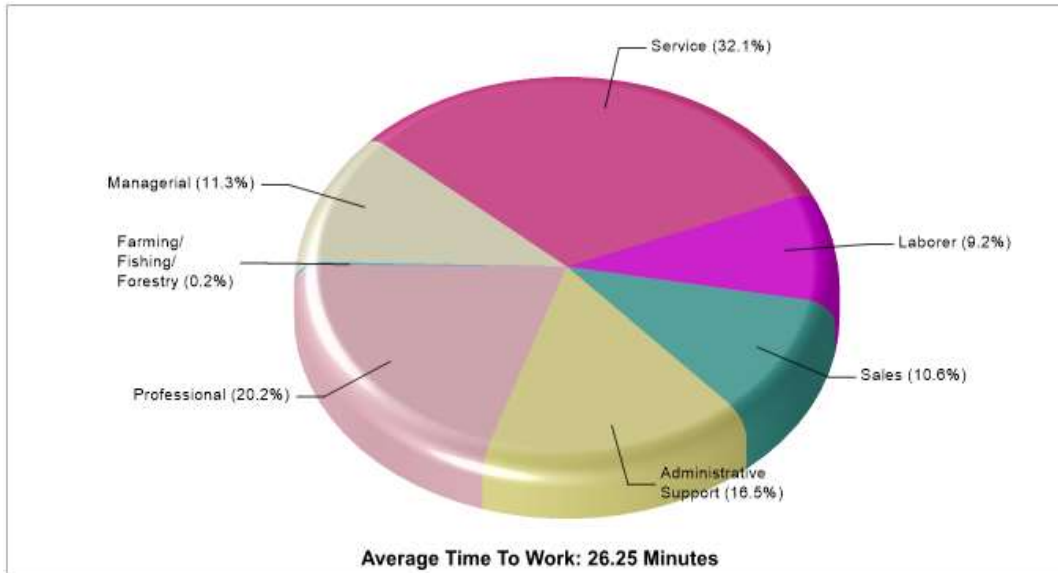
## Location: Hanover twp, pa County Household Characteristics



Prepared by RE/MAX real estate



## Location: Hanover twp, pa County Employment



Prepared by RE/MAX real estate



## State Facts

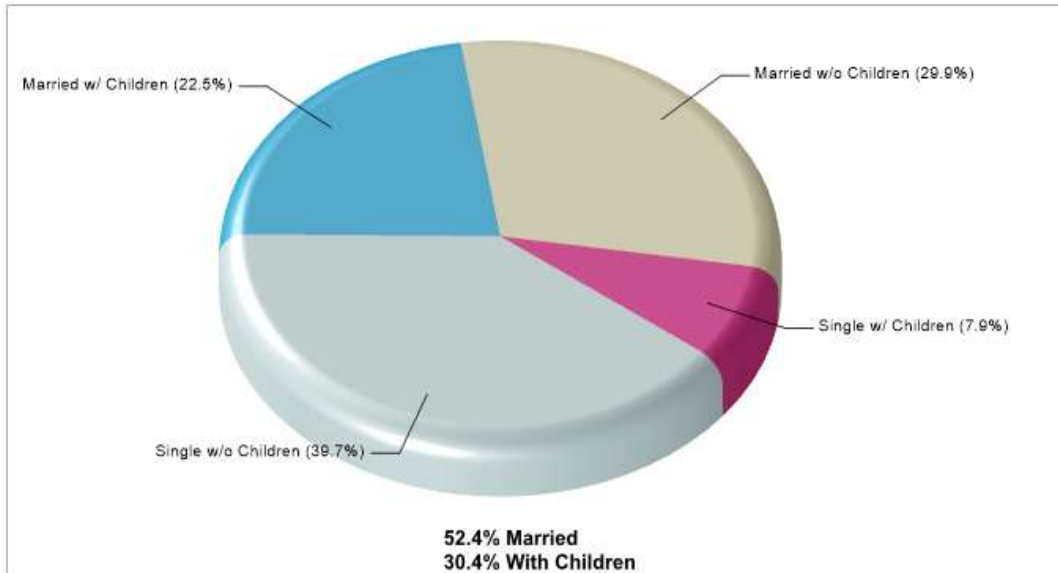


## Hanover twp

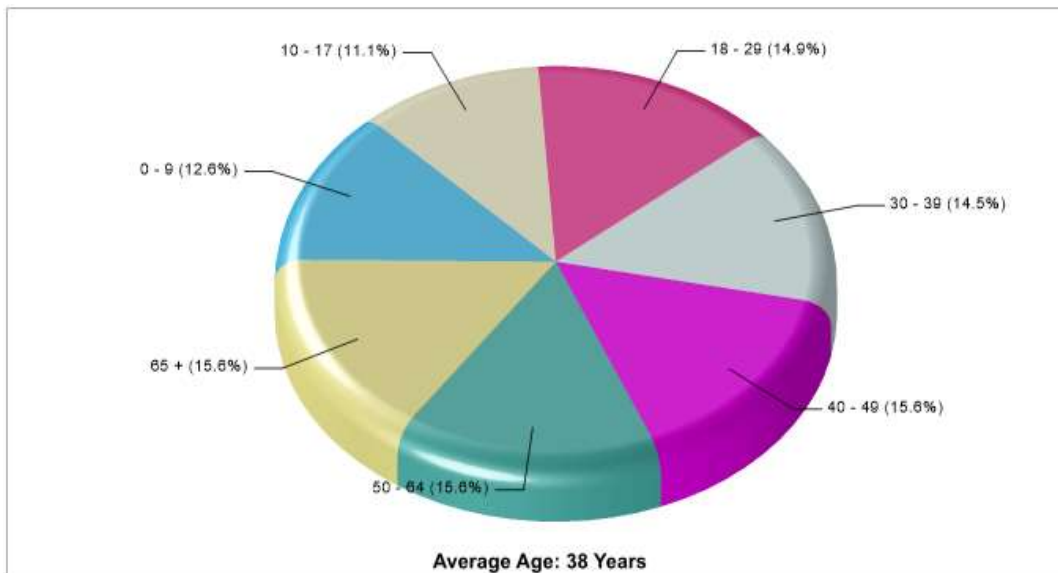
Prepared by RE/MAX real estate



## Location: Hanover twp, pa State Household Characteristics



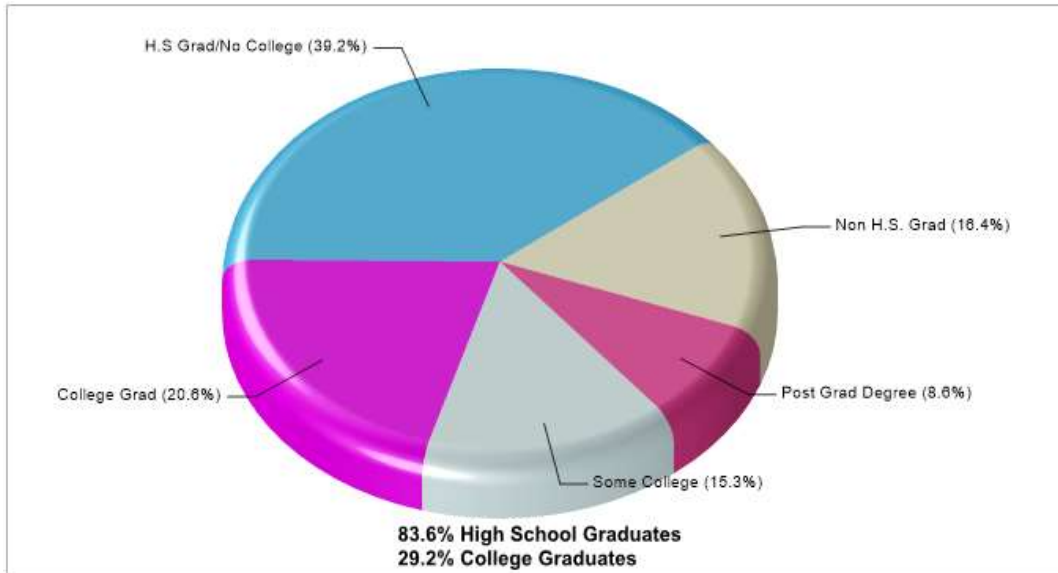
## Location: Hanover twp, pa State Age Breakdown



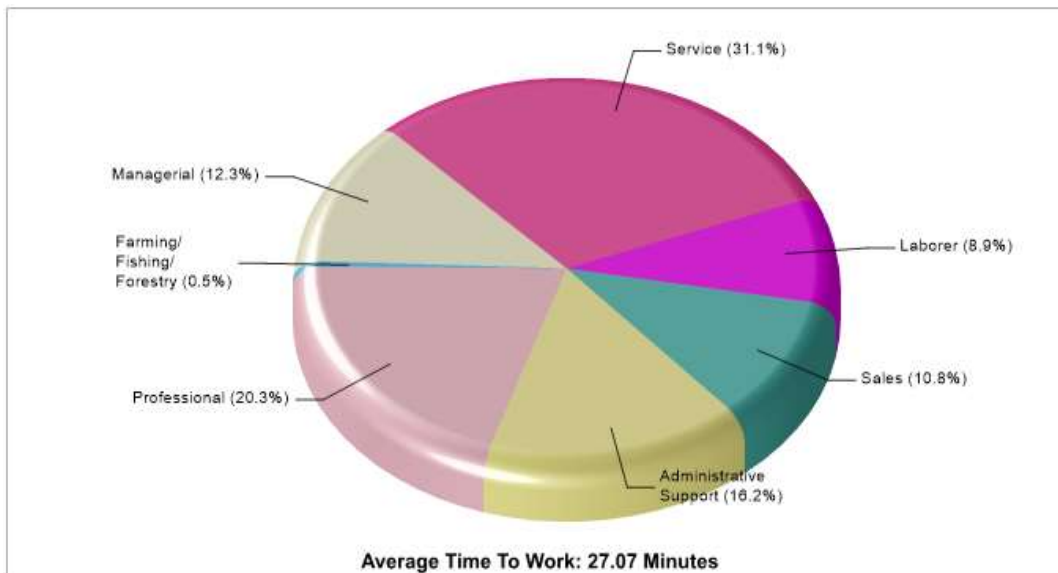
Prepared by RE/MAX real estate



## Location: Hanover twp, pa State Adult Education Level



## Location: Hanover twp, pa State Employment



Prepared by RE/MAX real estate